






EMPOCALDAS S.A E.S.P
Estado de Situación Financiera Individual (Prueba)
Periodos contables terminados al 30/09/2022 y 30/09/2021
(cifras en pesos colombianos)



| | 30/sep/2022 | 30/sep/2021 | Var. Absoluta | Var. Relativa |
|---|------------------------|------------------------|-----------------------|----------------|
| ACTIVOS | | | | |
| ACTIVO CORRIENTE | 21,741,794,946 | 28,335,698,314 | -6,593,903,368 | -23.27% |
| Efectivo y equivalente al efectivo | 6,780,717,251 | 15,470,224,620 | -8,689,507,369 | -56.17% |
| Cuentas por cobrar | 9,270,933,849 | 7,365,200,434 | 1,905,733,415 | 25.87% |
| Inventarios | 3,278,305,387 | 3,366,778,195 | -88,472,808 | -2.63% |
| Otros Activos | 2,411,838,459 | 2,133,495,065 | 278,343,394 | 13.05% |
| ACTIVO NO CORRIENTE | 228,874,096,154 | 224,853,785,415 | 4,020,310,739 | 1.79% |
| Inversiones | 63,462,114 | 38,000,100 | 25,462,014 | 67.01% |
| Prestamos por cobrar | 308,596,662 | 332,512,734 | -23,916,072 | -7.19% |
| Propiedades, planta y equipo | 227,265,097,758 | 223,013,697,600 | 4,251,400,158 | 1.91% |
| Otros activos no corrientes | 1,236,939,620 | 1,469,574,981 | -232,635,361 | -15.83% |
| TOTAL ACTIVO | 250,615,891,100 | 253,189,483,729 | -2,573,592,629 | -1.02% |
| PASIVOS | | | | |
| PASIVOS CORRIENTES | 9,367,099,556 | 8,869,806,902 | 497,292,655 | 5.61% |
| Prestamos por Pagar Corto Plazo | 1,066,187,405 | 980,931,135 | 85,256,270 | 8.69% |
| Cuentas por pagar | 5,386,455,547 | 5,173,366,949 | 213,088,599 | 4.12% |
| Beneficios a los empleados | 2,914,456,604 | 2,715,508,818 | 198,947,786 | 7.33% |
| PASIVOS NO CORRIENTES | 24,371,592,718 | 32,479,289,672 | -8,107,696,955 | -24.96% |
| Prestamos por pagar Largo Plazo | 18,076,089,373 | 22,310,717,853 | -4,234,628,480 | -18.98% |
| Provisiones | 1,142,005,833 | 2,116,649,226 | -974,643,393 | -46.05% |
| Otros pasivos recaudos terceros y recursos en a | 5,153,497,512 | 8,051,922,594 | -2,898,425,082 | -36.00% |
| TOTAL PASIVO | 33,738,692,274 | 41,349,096,574 | -7,610,404,300 | -18.41% |
| PATRIMONIO | | | | |
| Capital Suscrito y Pagado | 873,195,400 | 873,195,400 | 0 | 0.00% |
| Reserva | 41,998,006,012 | 41,998,006,012 | 0 | 0.00% |
| Resultados de ejercicios anteriores | 89,927,348,706 | 85,042,371,902 | 4,884,976,804 | 5.74% |
| Resultados del ejercicio | 3,549,973,304 | 3,423,600,450 | 126,372,854 | 3.69% |
| Otras partidas de patrimonio | 80,503,213,391 | 80,503,213,391 | 0 | 0.00% |
| Ganancias o Pervidades en Inversiones | 25,462,014 | 0 | 25,462,014 | |
| TOTAL PATRIMONIO | 216,877,198,826 | 211,840,387,154 | 5,036,811,671 | 2.38% |
| TOTAL PASIVO MAS PATRIMONIO | 250,615,891,100 | 253,189,483,729 | -2,573,592,629 | -1.02% |


 ANDRES FELIPE TABA ARROYAVE
 Gerente


 ESTEFANIA LONDOÑO OSORIO
 Contadora Publica (E)
 TP. 229483-T


 JOSE OSCAR BEDOYA AGUIRRE
 Jefe Departamento Administrativo
 y Financiero (E)




EMPOCALDAS S.A. E.S.P
Estado de Resultado Integral Individual (Prueba)
Periodos contables terminados al 30/09/2022 y 30/09/2021
(Cifras en pesos colombianos)



| | 30/sep/2022 | 30/sep/2021 | Var. Absoluta | Var. Relativa |
|--|-----------------------|-----------------------|--------------------|---------------|
| Ingresos por prestación del servicio | 37,436,082,781 | 34,584,297,672 | 2,851,785,110 | 8.25% |
| Costo por prestación del servicio | 22,313,426,895 | 19,462,847,383 | 2,850,579,512 | 14.65% |
| RESULTADOS BRUTA | 15,122,655,886 | 15,121,450,288 | 1,205,598 | 0.01% |
| Gastos de administración y operación | 9,402,782,078 | 8,382,615,814 | 1,020,166,264 | 12.17% |
| Otros gastos operacionales | 264,047,724 | 1,238,551,172 | -974,503,448 | -78.68% |
| RESULTADOS OPERACIONAL | 5,455,826,085 | 5,500,283,303 | -44,457,218 | -0.81% |
| Ingresos financieros | 111,026,519 | 66,673,347 | 44,353,172 | 66.52% |
| Gastos financieros | 1,269,309,359 | 712,818,836 | 556,490,523 | 78.07% |
| Otros ingresos y Gastos no Operacionales | -747,569,940 | -1,430,537,363 | 682,967,423 | -47.74% |
| RESULTADO DEL PERIODO | 3,549,973,304 | 3,423,600,450 | 126,372,854 | 3.69% |
| RESULTADO INTEGRAL DEL PERIODO | 3,549,973,304 | 3,423,600,450 | 126,372,854 | 3.69% |


ANDRES FELIPE TABA ARROYAVE
Gerente


ESTEFANIA LONDOÑO OSORIO
Contadora Publica
TP. 229483-T


JOSE OSCAR BEDOYA AGUIRRE
Jefe Departamento Administrativo
y Financiero (E)